

CFORCE

CF011

(15.6-inch)便携式显示器

关于瑕疵款 用前须知

- ①瑕疵款均为特价出售，签收之日起享有90天官方保修服务。
- ②不支持非质量问题以外的任何原因（如面板/后壳瑕疵、客户设备不支持、不喜欢等等）进行售后或7天无理由退换。若出现非质量问题退货需自行支付来回运费。
- ③不支持转接，供电需使用30W以上PD协议适配器。

*介意请慎拍，您的订单一经确认，即视为您已同意接受本协议的全部条款。

显示可能存在有不规则斑点，不影响正常使用，具体请咨询在线客服。

操作注意事项：

- 1.如果便携式显示器需要外接电源，请先连接电源线，然后再连接视频线。这对于高质量和流畅的视频信号传输很重要。
- 2.便携式显示器未连接外接电源时。节能模式将自动开启并限制最大亮度和最大音量。如果将亮度和音量调节到70%以上，请确保有5V3A或以上的外接电源已连接。电量不足可能会导致便携式显示器关闭或重新启动。

Operational notes:

1. If the portable monitor needs to be connected to an external power supply, please connect the power cable before connecting the video cable. This is important for high quality and smooth video signal transmission.
2. When no external power supply is connected to the portable monitor. Energy saving mode will automatically turn on and limit maximum brightness and maximum volume. if you want to adjust the brightness and volume to more than 70%, please make sure that an external power supply of 5V/3A or above is connected. Insufficient power may cause the portable monitor to shut down or restart.

安全信息

在使用本设备前，请仔细阅读产品包装内的说明书。

为了不损害机器内部的安全部件，请在安装，使用，维修时遵守以下规定：

1. 为防止火灾或电击危险，切勿使本产品遭受雨淋或受潮；
2. 在使用本设备之前，确保所有连接线连接正确并且电源线没有损坏，如有任何损坏，请立即与经销商联系；
3. 避免灰尘、潮湿和极端温度，请勿将本设备放置在任何可受潮的区域中；使用时请将本设备放置在平稳的表面上；
4. 切勿将任何异物塞入或使任何液体溅入本设备机壳上的开口内；
5. 注：需使用支持PD充电协议的Type-C电源适配器。如使用非原厂电源适配器，必须符合CCC认证的电源适配器且需满足整机电气规格。（电气参数如下：5VDC 3.0A、9VDC 3.0A、12VDC 2.5A、15VDC 2.0A、20VDC 1.5A）；
6. 不要试图打开机器后壳，机器内没有用户可以维修的备件，出现异常时，请尝试与我们联系。

为避免人身伤害，请遵守以下规定：

1. 除非有安全措施，请不要将显示器放在倾斜的台面上；
2. 请勿掉落或丢弃物体、玩具到屏幕上，会造成人员受伤、产品损坏以及屏幕受损；

WARNING

Please read the user manual in the product packaging carefully before using the device.

In order not to damage the safety parts inside the machine, please observe the following rules before installing. Using and repairing the device:

1. To avoid fire or electric shock, don't expose this product to rain or moisture;
2. Before using the device, make sure all cables are connected properly and the power cord is not damaged, if any Damage, please contact the dealer immediately;
3. Avoid dust, moisture and extreme temperatures. Don't place the device in any damp area. when using it Place the device on a stable surface;
4. Do not cut any foreign objects into or allow any liquid to splash into the openings in the unit's casing;
5. Please use a power supply with a voltage of 5V and a current of 3A or above to meet the power supply requirements. Charging treasure, USB 3.0 devices can supply power to the display, do not use power supply less than 5V 3A . If you are not sure about the type of power supply, please ask your dealer.
6. Don't attempt to open the rear case of the machine. There are no spare parts that the user can repair in the machine. If an abnormality occurs, please contact us.

To avoid personal injury, please observe the following rules:

1. Don't place the monitor on a sloping table unless safety measures are in place;
2. Don't drop or throw objects or toys onto the screen, which may result in personal injury, product damage and damage to the screen;

为防止其它伤害，请遵守以下规定：

1. 当您长时间离开时，请关闭显示器电源；
2. 勿让孩子将物品丢入或插入显示器内部；
3. 请勿安装不是为该设备专门设计的备件；
4. 当设备长时间无人看管的情况下，请拔下电源线插头；
5. 当闪电打雷时，请勿接触电源线或信号线，可能会造成触电危险；
6. 不要让任何物体压迫或缠绕电源线；
7. 不要将显示器放在容易损坏电源线的地方。

为了防止机器损坏，应避免以下情况出现：

1. 将显示器放在容易跌落的地方；
2. 将显示器放在散热器或热源附近；
3. 电源线是主要的隔离装置，必须放于易操作的地方；

不要用硬物摩擦屏幕，否则会擦伤或永久损坏屏幕。

不要用手指长时间按压屏幕，否则会产生拖影，严重时损坏屏幕。

屏幕上可能会出现红、绿、蓝像素坏点，但并不影响显示功能。

如果可能，请尽量使用推荐的分辨率，以获得最佳效果。如果使用推荐分辨率以外的其它分辨率，可能会出现画面异常，但这是具有固定分辨率LCD面板的特性。

静止画面在屏幕长时间停留会对屏幕造成伤害并产生残影，请确保使用屏幕保护程序，残影和相关问题不在产品的保修范围内。

如果您在使用本设备的过程中遇到任何技术问题，请与专业技术服务人员或经销商联系。

To prevent other injuries, please observe the following rules:

1. When you leave for a long time, please turn off the monitor;
2. Do not allow children to throw or insert items into the monitor;
3. Do not install spare parts that are not specifically designed for this equipment;
4. Unplug the power cord when the device is left unattended for a long time.
5. When lightning strikes, do not touch the power cord or signal cable, it may cause electric shock;
6. Do not let any object compress or wrap the power cord;
7. Do not place the monitor where it can easily damage the power cord.

To prevent damage to the machine, the following should be avoided:

1. Place the monitor where it is easy to fall;
2. Place the monitor near a radiator or heat source;
3. The power cord is the main isolation device and must be placed in an easy-to-operate place.

Do not rub the screen with a hard object as it will scratch or permanently damage the screen.

Do not use your fingers to press the screen for a long time, otherwise it will produce smear and even damage the screen.

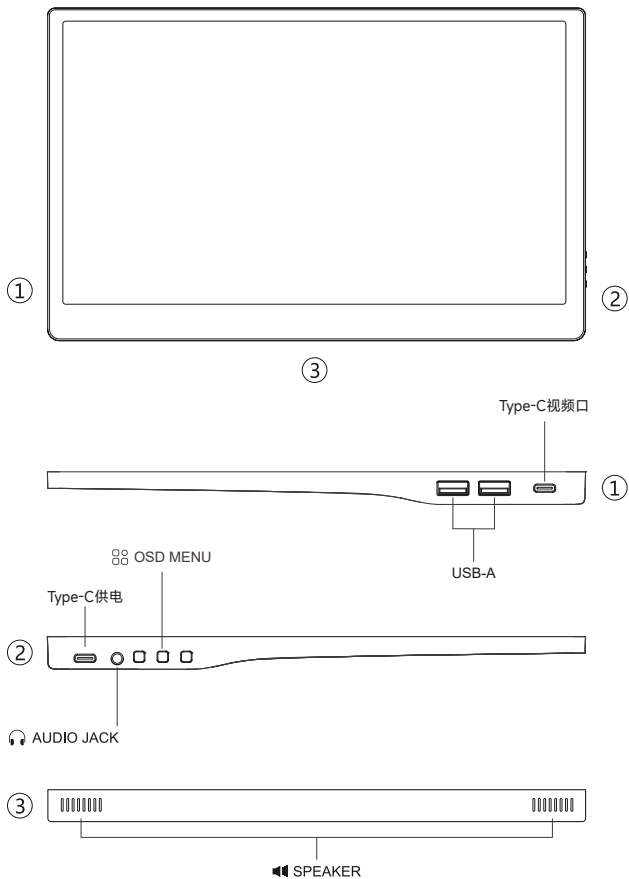
Red, Green, and Blue pixel defects may appear on the screen, but it does not affect the Monitor function.

If possible, try to use the recommended resolution for best results. Such as If you use a resolution other than the recommended resolution, a screen abnormality may occur. But this is a feature of a fixed resolution LCD panel.

A still picture on the screen for a long time will cause damage to the screen and produce afterimages. Please make sure to use the screen saver. The afterimage and related issues is not with in the scope of the warranty.

If you encounter any technical problems while using this device, please contact technical personnel or contact the dealer.

外观介绍 APPEARANCE INTRODUCTION



参数规格 SPECIFICATION

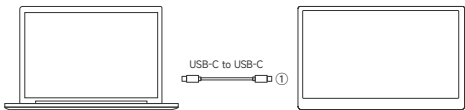
产品名称 Product Name	便携式显示器
产品型号 Product model	CF011
外壳材质 Case material	ABS+PC
屏幕尺寸 Screen size	15.6英寸 15.6-inch
屏幕比例 Screen ratio	16:9
分辨率 Resolution	3200*1800/30Hz 1920*1080/60Hz
可视角度 Viewing angle	178°
屏幕类型 Screen type	LCD
面板类型 Panel type	IPS
触摸功能 Touch function	触控
外观尺寸 Size	370mm*230mm
厚度 Thickness	7.5mm~14.5mm
输入电压 Input voltage	USB-PD 5V,9V,12V,15V,20V
输出电压 Output voltage	Type-C 5V/3A,9V1.33A,12V/1.25A,15V/1A,20V/0.75A
内置音箱 Built-in speaker	标配
重量 Weight	750g
环境温度 Ambient temperature	0~35°C

注：需使用支持PD充电协议的Type-C电源适配器。如使用非原厂电源适配器，必须符合CCC认证的电源适配器且需满足整机电气规格。
(电气参数如下：5VDC 3.0A、9VDC 3.0A、12VDC 2.5A、15VDC 2.0A、20VDC 1.5A)

注：尺寸、重量等规格均与测量工具及人员、环境等客观因素有关，可能出现变动，如有误差属于正常现象，请以实际测量为准。如硬件参数有更新变动，未及时更新以上参数信息，请以收到实物为准。

1.全功能USB-C接口笔记本连接方式

Method of connecting full-featured USB-C interface laptop

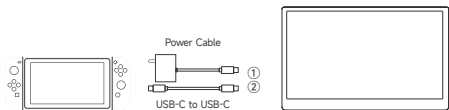


请将CFORCE提供的全功能USB-C线连接到①全功能USB-C接口，再将另一端连接到笔记本电脑。请注意您设备的USB-C接口是否支持全功能USB-C; (建议搭配电源适配器使用)

Please connect the full-featured USB-C line provided by CFORCE to ①full-featured USB-C interface, and then connect the other end to the laptop. Please note whether the USB-C interface of your device supports full-featured USB-C; (It is recommended to use the power adapter).

2.LCD Switch连接方式

Method of connecting LCD Switch



请将LCD Switch原装的电源适配器连接到①USB-C接口，显示屏通电后，使用CFORCE提供的全功能USB-C线连接到②全功能USB-C接口，再将另一端连接到LCD Switch主机；

Please connect Switch original power adapter to ① USB-C interface. After the display is powered on, use the full-featured USB-C cable provided by CFORCE to the ② full-featured USB-C interface, and then connect the other end to the LCD Switch host;

- * 任天堂Switch使用电视模式时，游戏手柄需要取下来;
- * 任天堂Switch使用电视模式最多支持1080P视频输出;
- * When Nintendo Switch uses TV mode, the gamepad needs to be removed;
- * Nintendo Switch uses the TV mode to support up to 1080P video output;

常见问题及处理

Q: 便携式显示器接入电源适配器后可以为手机/笔记本电脑充电吗?

A: 可以，但是需要插入功率大于显示器本身消耗的功率的适配器，比如LCD类便携显示器本身最大消耗15W，插入的PD电源适配器需要大于15W才能给外部设备反向充电。

Q: 便携式显示器可以从电源适配器获取多少W的电能?

A: LCD类便携显示器最大消耗15W，4K OLED最大消耗30W，USB-C最高会从PD适配器申请60W，即使PD适配器功率超过60W。

Q: 屏幕显示无信号

A: 请确保使用全功能USB-C线，检查信号线是否正确连接到设备接口处，尝试重新插拔线材，接线顺序应为先接电源，再接信号线。

Q: 屏幕图像跳动或图像中出现波纹图案

A: 需要优先考虑供电是否足够，请插入PD电源适配器以提供充足的电源，同时确保线材正确连接在显示器和连接设备之间，移开可能导致电子干扰的电子设备。

Q: 屏幕图像颜色看起来不正确（色块，偏色等）

A: 检查视频信号线是否连接到位，如需准确的显示正确的颜色，需使用显示器色彩校准仪器校准。

Q: 屏幕显示器内容时出现闪烁

A: 屏幕出现闪烁需要优先考虑供电是否足够，C口投屏建议使用支持PD协议30W以上电源，视频投屏不同型号功耗不一样，30W，如果供电正常还有屏幕闪烁现象，建议联系客服后处理。

COMMON PROBLEMS AND HANDLING

Q: Can the portable monitor charge the phone/laptop when plugged into the power adapter?

A: Yes, but you need to insert an adapter whose power is greater than the power consumed by the display itself. For example, an LCD portable display itself consumes a maximum of 15W, and the inserted PD power adapter needs to be greater than 15W to reverse charge external devices.

Q: How many watts of power can a portable monitor draw from a power adapter?

A: The maximum consumption of LCD portable displays is 15w, the maximum consumption of 4K OLED is 30w, and the maximum power consumption of USB-C will be 60w from the PD adapter, even if the power of the PD adapter exceeds 60w

Q: The screen shows no signal

A: Make sure to use the full-featured USB-C cable, check that the signal cable is properly connected to the device interface, and try to re-plug the cable. The wiring sequence should be the power supply first, then the signal cable.

Q: The screen image jumps or a ripple pattern appears in the image.

A: Make sure the wire is properly connected between the display and the connected device. Opening electronic devices that may cause electrical interference;

Q: The screen image color does not look right (color block, color cast, etc.)

A: Check the connecting wires to make sure there are no pin bent.

Q: Flicker when the screen display content.

A: When the screen flickers, it is necessary to prioritize whether the power supply is sufficient. For C-port screen projection, it is recommended to use a power supply that supports the PD protocol of more than 30w. The power consumption of different video screen projection models varies from 30w, if the power supply is normal and the screen flickers, it is recommended to contact the after-sales service for handling.

保养和清洁

清洁

1. 关闭显示器电源并拔掉电源线，使用不含麻且非研磨性的布清洁显示器表面，将布在中性清洁剂中蘸湿后擦除顽固污渍；
2. 不要使用包含酒精或丙酮的清洁剂，使用液晶专用清洁剂，切勿直接将清洁剂喷洒在屏幕上，否则清洁剂可能渗入显示器内并导致电击。

以下现象对于显示器来说是正常现象

1. 您可能会发现屏幕上的亮度稍微不均匀，这与您使用的桌面图案有关；
2. 同一图像显示数小时后，切换图像时可能残留前一个屏幕显示图像，但屏幕会慢慢恢复，或者您可以关闭电源开口数小时；
3. 当屏幕变黑或闪烁时或者无法继续工作时，请与经销商或服务中心联系进行修理，不要自行修理屏幕。

重新包装

勿将用过的包装扔掉，当需要发有可能遇到暴力运输的物流时，将显示器按原样进行重新包装。

处理

1. 不要把产品当做一般家庭废品处置；
2. 产品的处理必须遵照当地法规。

MAINTENANCE AND CLEANING

Clean

1. Turn off the monitor and unplug the power cord. A cloth that cleans the surface of the display and is clothed in a neutral detergent. Wipe stubborn stains after wet;
2. Do not use detergents containing alcohol or acetone, Use LCD with detergent, do not spray the cleaner directly on the screen, otherwise the cleaner may seep into the display and cause an electric shock.

The following phenomenon is normal for the display

1. You may find that the brightness on the screen is slightly uneven, This is may related to the desktop pattern that used;
2. After the same image is displayed for several hours, the previous screen may remain when switching images, but the screen will recover slowly, or you can turn off the power supply for several hours;
3. When the screen turns black or flashes or you cannot continue working, please contact your dealer or service center for repairs. Do not repair the screen yourself.

Repackage

Do not throw away used packaging, when it is necessary to encounter violence. When the logistics are lost, the display is repackaged as it is.

Disposal

1. Do not dispose of the product as general household waste;
2. Product handling must be in accordance with local regulations.

售后服务

本产品提供原厂3个月保修服务

1. 商品自出售之日起7日内，出现《微型计算机商品性能故障表》中所列故障时，消费者可选择退货，换货或修理；
2. 商品自出售之日起15日内，出现《微型计算机商品性能故障表》中所列故障时，消费者可选择换货或修理；
3. 商品自出售之日起3个月内，出现《微型计算机商品性能故障表》中所列故障时，消费者可选择修理。

以下情况不在三包范围内

1. 超过三包有效期；
2. 无有效的三包凭证；
3. 屏幕有3个或以下坏点，3个或以下亮点，5个或以下坏点亮点总数；
4. 未按产品使用说明书要求使用、维护、保养而造成损坏的（人为损坏）非授权的修理者拆卸造成损坏的（私自拆修）；
5. 非在中国大陆（不含香港、澳门、台湾地区）销售的商品。

为了使您的合法权益受到保护，避免不必要的损失，对于下列原因导致显示器故障或损坏，我公司不承担免费保修义务，请您选择有偿服务

1. 已经超出有效的保修期；
2. 当出现液晶面板划伤、磕碰、变形、凹陷等状况；
3. 经过非授权服务人员拆卸或修理的；
4. 意外因素或人为行为及外力造成损坏（包括操作失误、搬运、磕碰、输入不合适的电压等）；
5. 使用了非标准或未公开发行的软件或非标准的相关电脑部件（如：显示卡等）；
6. 自然灾害等不可抗力力造成损坏（如：地震、火灾、水灾等）；

AFTER SALES SERVICE

This product comes with an original 3-month warranty

1. Within 7 days from the date of sale, the micro-computer vendor consumers can choose to return the goods if defects listed in the Product Performance Fault Table happened, to ask for exchange or repair;
2. Within 15 days from the date of sale, the micro-computer vendor Consumers can choose to exchange goods when the defects listed in the product performance fault table happened or ask for repair;
3. Within 3 months from the date of sale of the goods, the performance of microcomputer goods The consumer may choose to repair the product if it has any of the faults listed in the Table of Failures of Microcomputer Commodities within three months from the date of sale.

The following conditions are not within the scope of the Three Guarantees

1. Warranty Expired;
2. There is no valid warranty proof;
3. The screen has 3 or less dead pixels, 3 or below highlights, 5 or The total number of bad lighting points below;
4. It is not used, maintained or maintained according to the product manual. Damaged (man-made damage) by unauthorized repairer or private repair;
5. Not sold in mainland China (excluding Hong Kong, Macao, Taiwan) Goods for sale.

In order to protect your legal rights and interests, avoid unnecessary loss, causing display failure or damage for the following reasons, Our company does not undertake the free warranty obligation, please choose the paid service

1. Expired warranty period;
2. When the LCD panel is scratched, bumped, deformed, or recessed;
3. Demolition or repair by an unauthorized service person;
4. Damage caused by accidental factors or human behavior and external forces (including operations) Mistakes, handling, bumping, input of inappropriate voltage, etc.;
5. Use non-standard or unpublished software or non-standard phase Turn off computer components (such as: display cards, etc.);
6. Damage caused by force majeure such as natural disasters (eg earthquake, fire, floods, etc.);

CFORCE.COM.CN

"CFORCE"™ "CFORCE" is trademark of Shenzhen Legendary Technology Co., Ltd.
© Shenzhen Legendary Technology Co., Ltd. All rights reserved